

TOPE PRO
SPLIT



SPLIT80_S_16W_LED_1280	IP44	IK03	<input type="checkbox"/>	CE	
------------------------	------	------	--------------------------	----	--

Tope article 6003000026

Data Sheet

A recessed/surface/suspended edge lit LED luminaire with a slim 7mm profile. Electronic, fixed output gear. IP44 protection degree. IK03. Body: sheet aluminium white (RAL9016). Diffuser: UV-stabilised, PRO-LINE prismatic optic. Electrical connection via push wire terminal blocks. Complete with 4000K LED. With integrated driver.

Dimensions: 145x145x7 mm.

Cut out hole size: 122x122mm

Total power: 15,3W

Luminaire luminous flux: 1168 lm

Luminaire efficiency: 76,34 lm/W

Weight: 0,87 kg

Light source: LED

Color rendering index min.: >80



Correlated colour temperature: 4000 Kelvin

Rated median usefull life: 50000 L90 25°C

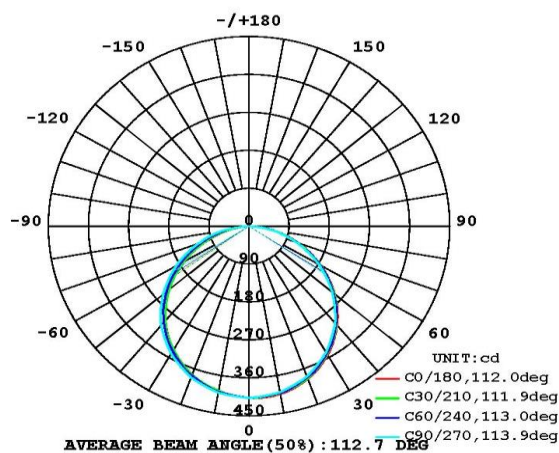
Ballast: 2xTUV

Luminaire input power: 16W

Dimming: Fixed output



All values are rated values. TopE Lighting uses tried and tested components from leading suppliers, however there may be isolated instances of technology-related failures of individual LEDs during the rated product lifetime. International standards set the tolerance in initial flux and connected load at $\pm 10\%$. Colour temperature is subject to a tolerance of up to ± 150 Kelvin from the nominal value. Unless stated otherwise, the values apply to an ambient temperature of 25°C. In most products the failure of one LED point causes no functional impairment to the lighting performance of the luminaire and is therefore no reason for complaint



TopE Lighting is constantly developing and improving its products. The right is reserved to change specifications without prior notification or public announcement.

© TopE Lighting